

WEGETYPOLOGIEN



HAUPTWEG - HYBRIDWEG (4,0m) - ASPHALT (2,5m) / WGW (1,5m)




WEGE ZUM WASSER - TRITTLATTEN



NEBENWEGE AUS RASENFUGENPLASTER




WEGE IN DEN STADTWILDNISSGÄRTEN AUS POLYGONALPLATTEN



TRAMPELPFADE - GEMÄHTE WEGE




TREIDELPFAD




MIKROTOPOGRAPHIE



SCHNITT 1



SCHNITT 2



SCHNITT 3

